

A large, light gray, stylized letter 'U' graphic that serves as a background for the main title text.

ULTRALUX

AIR SENTRY 500

INSTRUCTION MANUAL

An advertisement for the Air SENTRY 500 air purifier. The image features a top-down view of the device's circular grille, which is dark blue with a central black circle. Two bright blue light beams emanate from the grille, pointing upwards. The background is white, with several green leaves of various sizes floating around the device. A large, soft, white light glow surrounds the central text.

SAY HELLO TO THE PUREST AIR

AIR SENTRY 500

Table of Contents



Meet your UltraLux Air Sentry 500	2
What Sets the UltraLux Air Sentry 500 Apart	3
Package Contents	5
HEPA 13 vs HEPA 14 Filters	6
How to Use	7
Display Panel Functions	8
How To Replace The Filter	10
Safety & Care Instructions	11
Warranty & Contact Assistance	12

Meet Your UltraLux Air Sentry 500

Congratulations on purchasing the UltraLux Air Sentry 500! We are excited for you to take this next step in your wellness journey. We hope you'll enjoy the powerful purification of High Efficiency Particulate Air (HEPA) filtration.

While many air purifiers use carbon filters to provide better smelling air, the UltraLux Air Sentry 500 goes above and beyond. **It utilizes a 3-filtration system, including HEPA 13 or 14 filters**, with the power of clean air in your home, achieving your healthiest self has never been easier.



What Sets the UltraLux Air Sentry 500 Apart?

The UltraLux Air Sentry 500 is a clear step above the rest! With quality features and innovative design, it surpasses other air purifiers in performance and effectiveness. **Not only does the UltraLux Air Sentry 500 excel in its technical capabilities, but it also offers unparalleled convenience.** Its user-friendly interface makes it easy to operate and customize according to your individual needs. **The UltraLux Air Sentry 500 is not just an air purifier, but a complete solution for clean and fresh air!**

Powerful Three Filter System:

Our custom filtration system can deliver the cleanest, toxin-free air to your home. The Air Sentry 500 combines proven HEPA 13, Carbon and UV-C filtration technology to deliver fresh air to your home. With this system in place, your spaces can be free of odors, viruses, allergens and other pollutants.

What Sets the UltraLux Air Sentry 500 Apart?

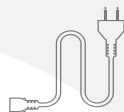
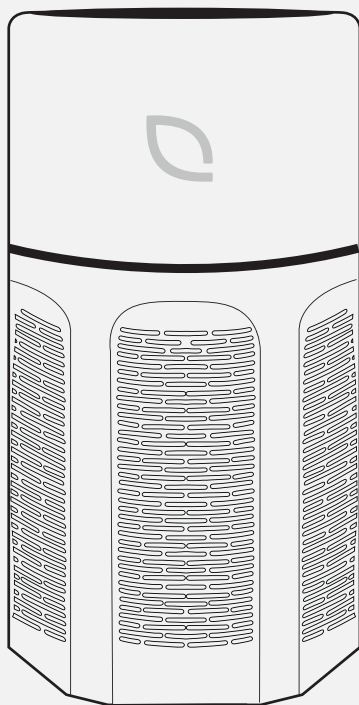
Clean, Fresh Air Wherever You Are

Whether you're in a heavily polluted city or you're looking for a fresh start, the Air Sentry 500 has you covered! With carbon filtration technology, you can rid your air of unpleasant smells, and replace it with the cleanest air you've ever experienced. Whether at home or in the office, the Air Sentry 500 purifies a 500 sq. ft. radius.

CDC-Recommended

To improve cleanliness and keep sicknesses at bay, the Centers for Disease Control (CDC) recommends using portable HEPA filtration systems to enhance air cleaning. This eliminates the risk of contaminants that are brought home from your school, work, or local store.

Package Contents



1x Power adapter
and Cord



1x Combo HEPA 13 & Carbon Filter
(Installed in Purifier)



1x Combo HEPA 14 & Carbon Filter



1x User
Manual

HEPA 13 vs HEPA 14 Filters



HEPA 13

The HEPA 13 removes 99.97% of particulates with a 0.3 micron filter. This is ideal for dust, allergens, pet dander, mold, and bacteria. Because of the filter size it can circulate air faster than a HEPA 14. The HEPA 13 is best when used in the spring and summer months.

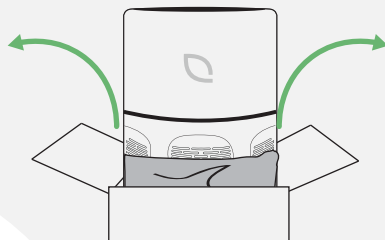
HEPA 14

The HEPA 14 removes 99.995% of particulates with a 0.1 micron filter. This smaller filter size is better for catching and removing viruses, which makes it ideal for using during flu season and the winter months.

How to Use

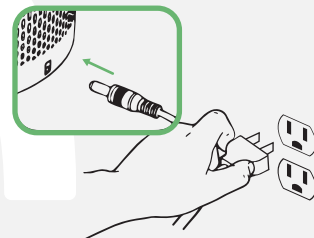
1.

Take your Air Sentry 500 unit out of the box and remove the plastic wrapping around the unit.



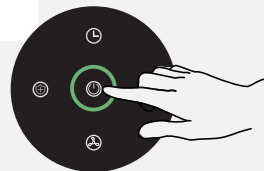
2.

To turn on your air purifier, plug the power cord into the power port at the bottom of the Air Sentry 500 unit, ensuring the connection is secure. Then plug the power adapter end of the power cord into a wall power outlet.



3.

Tap the dimmed power button located in the center of the touch display panel and all buttons will illuminate white and the purifier will turn on.

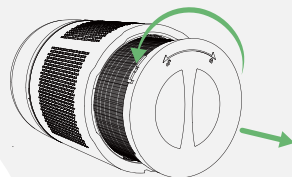


How To Replace The Filter

The Air Sentry 500 filter purifies air for up to 1,500 hours of use, and it's incredibly simple to replace the filter, once it has reached its lifetime.

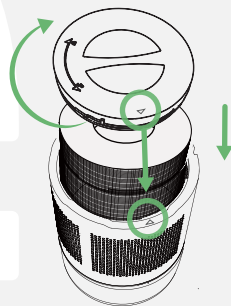
1.

Unplug the unit from power. Turn the Air Sentry 500 upside down and rotate the filter cover counterclockwise, following the arrows. Then remove the circular HEPA filter from the filter housing.



2.

Replace the filter with a new Air Sentry 500 Replacement HEPA Filter, by placing it into the filter housing. Then align the installation notch with the single arrow on the left. Once the filter is seated, turn the filter cover clockwise to lock the filter in place.





**Replacement Filters are available for purchase
on [UltraLuxHealth.com](https://ultraluxhealth.com)**


Display Panel Functions

To Adjust Air Purifier Modes:

When the Air Sentry 500 is powered on, it will automatically initiate the Auto Fan Mode, signified by an illuminated 

1x  To initiate Sleep Mode, tap the Mode button, located on the bottom of the display panel. A moon  will illuminate and all buttons will reduce brightness.

2x  To initiate High Speed Mode, tap the Mode button once more, and three curved lines  will illuminate.

3x  To return to Auto Fan Mode, tap the Mode button again.

To Lock Settings:



3 SECONDS

Press and hold the Child Safety Lock button for 3 seconds, located on the left side of the display panel, and the air purifier will lock all settings. To unlock, press and hold the Child Safety Lock for 3 more seconds.

For Air Quality Status:

Notice the illuminated dashes, located on the top of the display panel.



If the dashes are illuminated Red, the air quality is **bad**.



If the dashes are illuminated Yellow, the air quality is **poor**.



If the dashes are illuminated Green, the air quality is **good**.



Display Panel Functions

For Sterilized Air



Press the shield symbol to turn on Sterilizing Mode. The icon will illuminate when Sterilizing Mode is on. Press again to turn Sterilizing Mode off.

Press again to turn Sterilizing Mode off.

For Filter Replacement



The Filter Reset button, located on the top of the display panel, will pulse signaling that it is time to replace your HEPA filter.



HOLD

Once you have replaced your filter, press and hold the Filter Reset button to reset the lifetime of your filter. You will hear a quick chime, signaling that your unit has successfully reset.

Care Instructions

To clean your UltraLux Air Sentry 500 unit:

Use a damp cloth to wipe down the outside of the unit. However, do not allow water or vapors to enter into the air purifier unit.

Air inlet should be cleaned with a damp cloth to wipe off dust or debris.

Remember the filters are not washable, so water should not be used on the filter.

More frequent cleaning may be necessary, depending on the air quality.

Safety Instructions

To prevent damage, turn off your Air Sentry 500 and unplug the power cord from the wall outlet before cleaning.

Avoid touching any moving parts within the air purifier, and never insert your fingers or any other objects through the fan guard.

Do not place any objects on top of the touch display panel to prevent unintended activation of the Air Sentry 500.

Do not place the Air Sentry 500 near high temperature environments.

This is not a humidifier or diffuser. Do not pour liquids, oils, scents, or powder into the purifier.

Warranty

All new UltraLux Health products come with a 1-year manufacturer defects warranty that is only valid for the original buyer. In order for the warranty to apply to a defective item, the item must be in good condition, excluding the claimed defect. Contact **support@ultraluxhealth.com** with photo or video evidence of the defective unit.

Whether or not the item is covered under warranty is under full discretion of UltraLux Health. If the item is covered, a replacement unit will be shipped to the customer at no extra cost. Warranties cover labor, defective parts, and the shipping of the replacement product to the customer.

Contact For Assistance

Now that you know exactly how to operate and use your UltraLux Health Air Sentry 500, it's time to take full advantage of the amazing air purification benefits!

Feel free to reach out to our customer service team with any questions or concerns



✉ Support@ultraluxhealth.com 🗨 Live Chat : ultraluxhealth.com

☎ 385-360-9755 or Internationally Toll Free at: 855-479-4149

M-F 9:00am - 5:00pm MST

Product Specifications

Product Name	UltraLux Air Sentry 500
Rating Power	30 Watts
Size	10.2 inches x 18.8 inches
Weight	30.6 lbs
Noise	33 dB
Filter Lifetime	1500 hours
Filtration Type	True HEPA 13 and 14, Activated Carbon, UV-C Sanitization, Pre-Filter



Questions? We are happy to help.

✉ Support@ultraluxhealth.com 💬 Live Chat : ultraluxhealth.com

☎ 385-360-9755 or Internationally Toll Free at: 855-479-4149

M-F 9:00am - 5:00pm MST