

ULTRALUX WATER MACHINE™



USER MANUAL



TABLE OF CONTENTS

<i>Meet the UltraLux Water Machine</i>	<i>pg 4</i>
<i>What Sets the Water Machine Apart</i>	<i>pg 5</i>
<i>Powerful Health Benefits of Hydrogen</i>	<i>pg 6</i>
<i>How to Use</i>	<i>pg 8</i>
<i>Machine Display Functions</i>	<i>pg 10</i>
<i>Faucet Display Functions</i>	<i>pg 12</i>
<i>Filter Information</i>	<i>pg 13</i>
<i>UltraLux Filters</i>	<i>pg 15</i>
<i>How to Replace Your Filter</i>	<i>pg 16</i>
<i>Troubleshooting</i>	<i>pg 19</i>
<i>General Precautions</i>	<i>pg 21</i>
<i>Product Specifications</i>	<i>pg 22</i>
<i>Warranty</i>	<i>pg 23</i>
<i>UltraLux User Health Guide</i>	<i>pg 25</i>
<i>Power of Hydrogen Water</i>	<i>pg 28</i>
<i>Studies on Hydrogen Water</i>	<i>pg 29</i>
<i>Frequently Asked Questions & Contact Assistance</i>	<i>pg 30</i>

THE ULTRALUX WATER MACHINE — SIMPLY SUPERIOR WATER

Congratulations on taking this next step in your health journey by purchasing the UltraLux Water Machine! Engineered with state-of-the-art technology, this innovative system provides clean, revitalizing water like never before!

Many water companies claim to provide the cleanest, purest water, yet nothing compares to the robust Reverse Osmosis (RO) and UV-C light filtration technology of the Water Machine. It goes beyond filtration by not only removing contaminants, but also enriching the purified water with the powerful benefits of molecular hydrogen.

WELCOME TO ULTRALUX WATER

It's simply superior.



WHAT SETS THE **ULTRALUX WATER MACHINE** APART?

- **Superior Filtration:** The UltraLux Water Machine creates the cleanest water possible through a powerful Composite Filter (CF) and Reverse Osmosis (RO) Membrane Filter. Utilizing this vigorous multi-filtration process, your water is free of bacteria, odors, and heavy metals.
- **Hydrogen Enhancement:** In addition to the powerful multi-filtration system, the UltraLux Water Machine goes one step further by enriching the water with molecular hydrogen. Acting as a smart antioxidant, hydrogen fights off diseases, inflammation, and improves overall cellular health.
- **The UV-C Advantage:** The UltraLux Water Machine leverages the power of UV-C sanitizing light technology to kill bacteria, viruses, and protozoa, that traditional water filters cannot extract. This feature ensures every drop of water is pure, safe, and free from harmful pathogens, setting a new standard for water purification.
- **Minimal Maintenance:** In addition to the powerful multi-filtration system, the UltraLux Water Machine goes one step further by enriching the water with molecular hydrogen. Acting as a smart antioxidant, hydrogen fights off diseases, inflammation, and improves overall cellular health.

POWERFUL HEALTH BENEFITS OF HYDROGEN

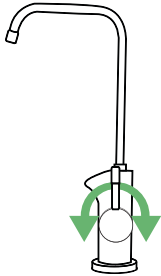
Hydrogen has been proven to act as a **smart antioxidant, fighting off free radicals in the body that cause damage to DNA and trigger diseases.** Additionally, **1,200+ clinical and human studies,** molecular hydrogen has been shown to:

- Reduce Inflammation
- Act as a powerful therapeutic antioxidant
- Boost memory
- Decrease oxidative stress
- Break up harmful free radicals
- Increase energy
- Improve mitochondrial health
- Support anti-aging
- Enhance athletic performance
- Reduce muscle fatigue
- Enhance focus
- Support disease prevention
- Enhance athletic performance
- Reduce muscle fatigue
- Enhance focus
- Support disease prevention

and more...



HOW TO USE



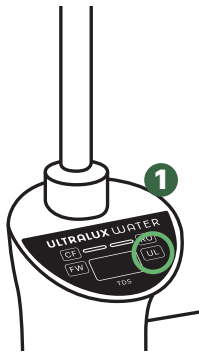
After completely following the instructions in your included ***“Installation Guide”*** of your UltraLux Water Machine, turn on the UltraLux Faucet by either, pushing the lever forward or pulling back, to dispense water.

These two options dispense the following types of water:

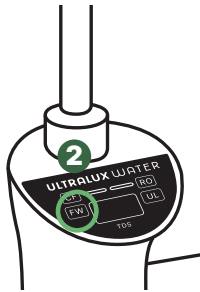
① UltraLux Water

By pushing the lever of the UltraLux Faucet forward, the water is filtered through the Composite Filter (CF), RO Membrane Filter, UV-C Sanitization, and enhanced with molecular hydrogen.

The Faucet display will light up and the “UL” will illuminate white, located on the right side of the Faucet display.



Note - When UltraLux Water is dispensed, the Water Machine “wakes up”. It may stay on for a few minutes before automatically shutting off.



2 Filtered Water

By pulling the lever of the UltraLux Faucet, the water only goes through the Compostie Filter. This mode does not require power to the unit. The Filtered Water (FW) indicator will illuminate, located on the left side of the Faucet display if there is power to the Water

To turn off the UltraLux Water Machine

To turn off the UltraLux Water Machine, move the lever of the UltraLux Faucet into the middle position.

Note - During installation, your tubes may have been accidentally swapped connecting the faucet causing the faucet handle functions to be opposite. This will not have any negative effect on the Machine whatsoever. Re-configuring your faucet to accommodate this is not necessary and can be left as is. The sure way to know which water you are getting from your Water Machine is by looking at the clear chamber at the top of the unit. When that illuminates and bubbles rise in the water, then that mode is dispensing UltraLux Water.

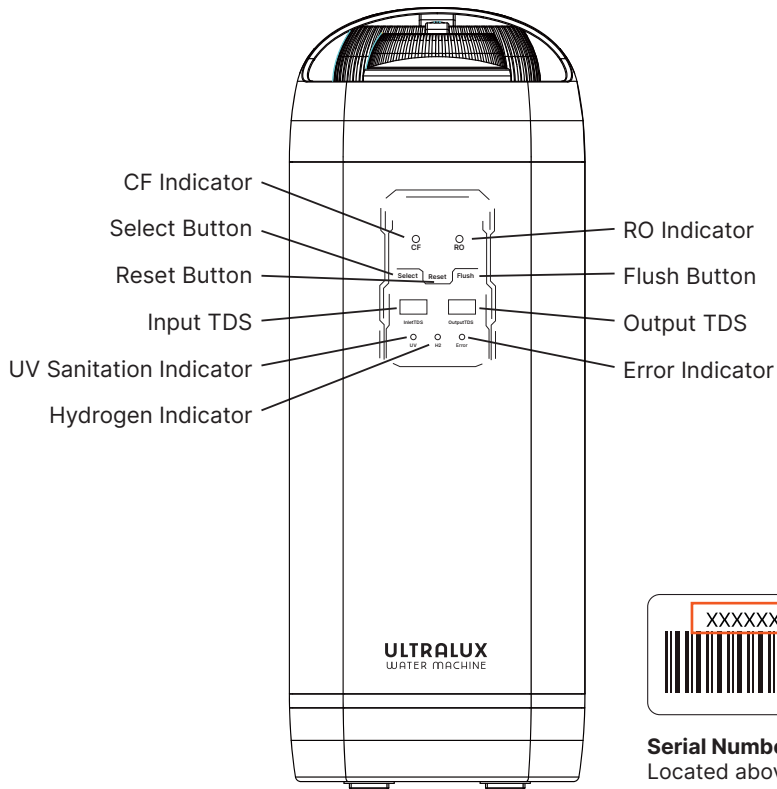
Note - When turning on the Faucet, water may come out with air pockets or high pressure. This is normal, and is a great indicator of molecular hydrogen being created in the water.



MACHINE DISPLAY FUNCTIONS

On the UltraLux Water Machine front display, notice the illuminated letters and buttons. Each have a specific function.

- **RO Indicator:** The white indicator light is “on” when the Reverse Osmosis Filter is in use (when dispensing UltraLux Water). It also indicates filter life.
- See page 15.
- **CF Indicator:** The white indicator light is “on” when dispensing Filtered Water. It also indicates filter life
- See page 15.
- **Select Button:** Press the Select Button to highlight which Filter to reset.
- **Reset Button:** Press and hold the Reset button until the Machine chimes, to reset the selected filter. Resetting the filter will restart the internal calculator associated to that filter’s life.
- **Input TDS:** This illuminated function indicates the number of Total Dissolved Solids (TDS) of the source water coming into the Machine.
- **Output TDS:** This illuminated function indicates the TDS of the water being dispensed after passing through the filters. **This number should be above 0.** This is integral for the electrolysis process to create therapeutic levels of molecular hydrogen.
- **Flush Button:** Will flash after pressing the Flush button to begin a 30-minute flush cycle of the Water Machine. Utilize this feature after replacing a filter or not using the Machine for an extended period of time. This flushes the new filter and cleans the Water Machine of any buildup.
- **Hydrogen (H2) Indicator:** This indicator will flash when the UltraLux Water Machine is actively producing hydrogen.
- **UV Sanitation Indicator:** The UV Sanitation Indicator flashes when the UltraLux Water Machine is producing UltraLux Water, indicating that the UV-C light sanitation is active.
- **Error Indicator:** The Error Indicator will not illuminate when the Water Machine is actively running properly. When the indicator illuminates white, this indicates that the Water Machine needs to be unplugged from the power outlet for 30 seconds and plugged back in. If it flashes red, there is an internal error in the Machine.
- Please refer to page 19 for troubleshooting.



Serial Number:
 Located above the bar code sticker on the back of the Machine.

FAUCET DISPLAY FUNCTIONS



- **CF:** Indicates filter life. When it turns red, see page 15 for more information.
- **RO:** Indicates filter life. When it turns red, see page 15 for more information.
- **FW:** The Filtered Water indicator will illuminate when the Filtered Water is running.
- **UL:** It will illuminate when the multi-filtered UltraLux Water is being dispensed.
- **TDS:** Similar to the Water Machine display, the number of output Total Dissolved Solids (TDS) will show on the faucet display. (this syncs every 3-5 seconds)

FILTER INFORMATION

FUNCTION & LIFETIME OF FILTERS

Stage	Filter Cartridge	Filter Composition	Function	Lifespan*
1	1-Year Composite Filter (CF)	Polypropylene (PP) Shell & Activated Carbon Block Filter	Filtration accuracy of 5 µm. Removes coarser particles, suspended and organic matter, peculiar smell, color, and some heavy metals in the water.	Up to 12 months
2	2-Year RO Membrane (RO)	Reverse Osmosis (RO) Membrane & Post Activated Carbon Filter	Filtration accuracy of 0.0001 µm. Removes bacteria, viruses, heavy metals, and other impurities in the water.	Up to 24 months
3	UV Sanitation	UV-C Light	The UV-C kills organisms (such as bacteria, mold, viruses, etc.) in the water.	30,000 hours

**For reference only. Filter lifespan may vary based on local water quality.*

ULTRALUX FILTERS

FILTER REPLACEMENT REMINDER

The UltraLux Water Machine is equipped with a Filter Replacement Reminder. The CF and RO indicators on the front display of the Machine will display the follow codes:

- **Solid White:** Default is “on” and everything is normal. It indicates less than 80% of the filter life has been used. is “on” and everything is normal. It indicates less than 80% of the filter life has been used.
- **Flash White:** This is a warning to start re-ordering your replacement filter. It means there is less than 20% of filter life remaining.
- **Flash Red and Beep:** Indicates the filter life is exhausted and needs to be replaced.
- **Solid Red:** The filter is over-used, and the Machine will not dispense water in order to protect the internal components. **You must replace the filter and follow the Filter Reset Instructions to re-activate your machine.**

Also consider replacing the Filters if:

The taste of the water decreases in quality and the Output TDS drastically rises.

The water pressure / flow rate is abnormally low.



COMPOSITE FILTER

ultraluxhealth.com/shop/cf-replacement-filter-1-year/

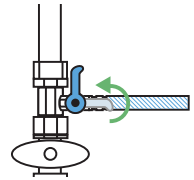


REVERSE OSMOSIS FILTER

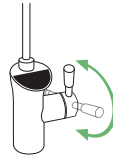
ultraluxhealth.com/shop/ro-replacement-filter-2-year/

HOW TO REPLACE YOUR FILTER

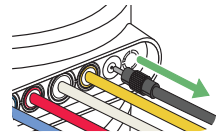
1. To begin, shut off the source water by either closing the the Diverter Valve (included with the Machine) by turning the blue lever, or turning off the cold water shut off valve.



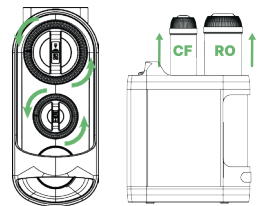
2. Turn the UltraLux Water Faucet each direction to drain the remaining water in the Machine, then turn off the Faucet.



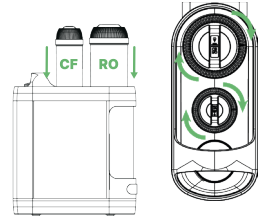
3. Next, unplug the black power cable from either, the back of the Machine or the plug in the wall power outlet.



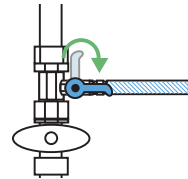
4. Pull the Water Machine out from under the sink to better access the Filter Cartridge. Turn the selected Filter Cartridge **counterclockwise** for 90° until the filter “releases”. Then lift the Filter Cartridge from the Water Machine. For extra grip, you can use slip joint pliers.



5. Replace the desired Filter Cartridge with a new one, adjusting it into the Water Machine until it is securely seated. Then turn the new Filter Cartridge clockwise to lock into place.



6. Return the Water Machine to its associated spot underneath the sink. Slowly open the Diverter Valve and plug back in the power cord. The Water Machine will initiate a Flush Cycle through the drain for approximately 30 seconds.



7. Check for leaks surrounding the Water Machine to ensure a proper filter replacement. If there are leaks, repeat steps 1-6.



8. Now that the selected Filter is physically replaced, manually reset the Filter lifetime on the Water Machine by using the Select Button to choose the filter that has been replaced. Press and hold the Reset Button and the Water Machine until there is a chime, signifying the selected Filter has reset.



9. Initiate a longer 30-minute Flush Cycle by pressing the Flush button on the display panel.



****If all steps are completed and the Filter light continues to flash, signaling that it needs to be replaced, repeat step 8 once more.***

Scan this QR code to access the tutorial on Youtube!



TROUBLESHOOTING

In the event of any of these issues regarding the UltraLux Water Machine, follow these solutions to troubleshoot these possible issues.

Issue	Possible Cause(s)	Solution
E1 illuminates on the Faucet display and the Error Indicator illuminates white on Water Machine	Water ran too long; or a minor electrical error.	Unplug the power cord for seconds from the Water Machine, then plug it back in.
E2 illuminates on the Faucet display and the Error Indicator flashes red on the Water Machine	There is a leak.	Check for leaks around the Water Machine and contact support@ultraluxhealth.com.
Leaking Quick Connect Ports Behind the Machine	PEX Pipes are not inserted all of the way. Water Machine was installed incorrectly; or the tubes connected to the Machine are coming in at a sharp angle; or the port plugs were removed incorrectly from the Water Machine.	Cut the ends of the tubes approximately 2 inches, ensuring the cut is straight and clean. Then insert, with force, each tube into the Water Machine. Ensure the tubes are not bent and enter straight into the Machine; if leaking continues, the ports may be damaged, and will need to be replaced. Contact support@ultraluxhealth.com

Issue	Possible Cause(s)	Solution
No water flow	Diverter Valve was turned off; or the Filters are not seated properly in the Water Machine.	Ensure all Diverter and Shut Off Valves are open. Take Filters out, then place them back into the Water Machine, ensuring they are properly locked into place.
Light will not turn on	The outlet either does not give constant power or enough power.	See page 6 of the Installation Guide to review alternative power options.
After replacing my filter, the Water Machine stops dispensing water after 24 hours	The Machine is not resetting the internal filter life calculator.	Confirm each step was correctly followed to reset the Filter on page 17. If the issue persists, repeat those same steps again —unplug the machine for at least 30 seconds and plug it back in —after the short automatic Flush finishes, repeat the reset steps once more.
Pressing the Flush button does not initiate a Flush Cycle	The Machine is not resetting the internal filter life calculator.	Press the Flush button a second time a second or two after pressing it the first time

To help speed up the troubleshooting process, please scan this QR code to send us a video of the issue.



GENERAL PERCAUTIONS

1. If you will not be utilizing the Water Machine for an extended period of time (over 1 week), close the Diverter Valve to stop water from entering the Machine, unplug the Power Cord, and remove the CF and RO filters from the Machine, placing them in the fridge. When resuming use of the Water Machine, open the Diverter Valve, plug the Power Cord back in, place the filters back into the Machine, and turn on the UltraLux Water Faucet. Press the Flush button on the Machine display to initiate a cycle.
2. If your local water quality is very poor, we recommend replacing the Filters more frequently, ie. 6-9 months, to ensure the quality of the water is pure.
3. The UltraLux Water Machine should only be used with source water temperatures of 5 45 ° C (41-113° F). If you live in cold climate, do not install the Water Machine to outdoor areas. To prevent complications in the Water Machine flow rate, avoid direct sunlight on the Machine and drops in temperature.
4. The flow rate of the Water Machine is defined by the pressure and quality of the source water, in addition to the degree of clogging of the Filter. If the pressure of the source water decreases, the quality turns poor, or the Filter becomes clogged, the flow rate will decrease.
5. If a brand new filter is installed without performing a Flush Cycle before dispensing water, there is a chance particles of Activated Carbon will appear in your water. This isn't harmful to consume. If this happens, run a Flush Cycle and when it is done, dispense the UltraLux Water for approximately 10 minutes.
6. Be careful when placing items under the sink where the Machine is located as to not damage tubing or the power cord.
7. **Do not run the faucet for more than 30 minutes.** It will cause the Machine to shut down for a precautionary measure. See troubleshooting for more info.

PRODUCT SPECIFICATIONS

Product Name	UltraLux Water Machine™
Water Produced	<ol style="list-style-type: none">1. Reverse Osmosis & Hydrogen-Enriched Water (UltraLux Water)2. Water Filtered Through the Activated Carbon Composite Filter (Filtered Water)
Product Dimensions	14 ½ x 6 ¼ x 17 in.
Product Weight	21 lbs. 11 oz.
Voltage	110V/220V
Source Water Pressure	0.1-0.4 MPa
Proper Water Temperature Range	5-45°C (41-113°F)
Source Water Connection	Cold Waterline
Flow Rate	1.6 L/min.
Filtration Accuracy	0.0001 µm
Hydrogen Produced	IHSA Certified - Up to 1.8 PPM
Pressure Tank	None
Power Usage	90 Watts

WARRANTY

UltraLux Water Machine 1-Year Comprehensive Warranty

All new UltraLux Health products come with a **1-year manufacturer defects warranty** that is only valid for the original buyer. In order for the warranty to apply to a defective item, the item must be in good condition, excluding the claimed defect. Whether or not the item is covered under warranty is under full discretion of UltraLux Health. If the item is covered, a replacement unit will be shipped to the customer at no extra cost. This warranty covers labor, defective parts, and the shipping of the replacement product to the customer.

UltraLux Water Machine 3-Year Limited Warranty

All new UltraLux Water Machines come with a 3-Year Limited Warranty on major parts/components. The warranty does not cover anything beyond what was sold and sent by UltraLux Health with the machine. Shipping, labor and replacement units are not included.

- *You may purchase an extended comprehensive warranty at ultraluxhealth.com.*
- *Do not attempt to open the machine beyond changing the filters. Doing so will void your warranty.*
- *Review the full warranty terms here: ultraluxhealth.com/warranty*

To submit a warranty claim, please contact support@ultraluxhealth.com with photo or video evidence of the defective unit.

ULTRALUX WATER MACHINE USER HEALTH GUIDE



USER HEALTH GUIDE

The UltraLux Water Machine is the ultimate filtration system that goes above and beyond, so you can experience clean, hydrating water like never before!

This Health Guide will assist you in understanding the benefits of UltraLux Water and customizing your intake, so you can experience true progress in your wellness journey.

Filtered Water and UltraLux Water

By removing impurities such as chlorine, lead, bacteria, and sediment, the Water Machine produces Filtered Water and UltraLux Water, providing cleaner, safer hydration. With advanced filtration technology, the Water Machine can enhance the taste and odor of water, making it beneficial for your health and enjoyable to drink.

In general, drinking at least 8-10 glasses (about 2-2.5 liters) of water daily, will support hydration levels and your overall health.

Filtered Water

For those who desire to target specific filtration needs, such as retaining certain minerals in your water, drinking Filtered Water from the Water Machine is a supportive option.

This water is passed through the Composite Filter (CF). This CF system is composed of multiple layers, including activated carbon, sediment filters, and other specialized materials. These layers work together to remove various impurities and contaminants from water, such as chlorine, sediment, heavy metals, and volatile organic compounds (VOCs).



You would use this for cooking water, filling very large sports or camping containers, or in situations when you don't want to use power or don't have power.

You can utilize this water through other items such as ice machines and refrigerators by splitting the Filtered Water line. See the included Installation Guide for more details.

UltraLux Water

If you are searching for clean, safe, and hydrating drinking water, then UltraLux Water from the Water Machine is right for you. **The Water Machine combines the power of a Tankless Reverse Osmosis (RO) Membrane Filter, UV-C Sanitation, and Molecular Hydrogen to effectively remove all contaminants.**

The RO Filter utilizes a semi-permeable membrane to separate contaminants and impurities from water molecules. Then the UV-C Sanitation eliminates microorganisms, fighting against waterborne pathogens. Going one step further, the UltraLux Water Machine enriches the water with molecular hydrogen gas.

The molecular hydrogen gas will escape an open container after a few hours. To retain the therapeutic levels of molecular hydrogen for longer, store it in a sealed bottle, preferably a stainless steel or glass container. This will hold the molecular hydrogen in the water for up to several weeks.

Refrigerating the water will slow down the release of the added molecular hydrogen, but freezing the water will not retain any molecular hydrogen in the ice. However, if you prefer your water ice cold,



we do recommend still using the UltraLux Water to make your ice cubes as the water is still extremely pure even after the hydrogen gas escapes!

You may add electrolytes, powder packs, or flavoring to the water and they will not have a significant impact on the added hydrogen gas.

Although boiling UltraLux Water will cause the hydrogen to dissipate, you should still use UltraLux Water to make hot drinks when possible. It will still give you ultra-filtered RO water that is great for coffee and tea.

Whenever you are filling up containers or glasses to drink, you should be dispensing UltraLux Water to get the most health benefits.

Consuming around 1-3 liters of hydrogen water per day can help you experience its therapeutic effects.



POWER OF HYDROGEN WATER

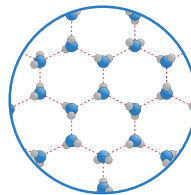
Molecular hydrogen, often referred to simply as hydrogen gas (H₂), is a powerful anti-oxidant that has numerous beneficial effects on the body. When consumed, hydrogen molecules have the ability to selectively neutralize harmful free radicals, reducing oxidative stress and inflammation in the body.

As a safe, non-toxic, and effective antioxidant, hydrogen holds great potential for promoting your overall health and mitigating the risk of oxidative stress-related diseases. It plays a supportive role in fighting against diseases such as:

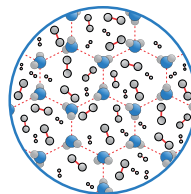
- Parkinson's Disease
- Alzheimer's Disease
- Heart failure/disease
- Ocular diseases

The UltraLux Water Machine is IHSA Certified to produce up to 1.8ppm of molecular hydrogen. This is well above the therapeutic grade.

You may find the certification on ultralux-health.com and more info on the testing on the IHSA website: www.h2-analytics.com



REGULAR WATER



HYDROGEN WATER



Studies on Hydrogen Water

1. In a study monitoring the hydrogen water intake in patients, they found that **hydrogen water possessed an ability to cross the blood-brain barrier, offering high potential to reduce oxidative stress in the brain.**¹
2. A study observed two groups of volunteers, to note the significance hydrogen-enhanced water had on endurance. One group drank hydrogen-enriched water, while the other drank normal water. **The group that drank the hydrogen water demonstrated significant improvement in endurance and fatigue.**²
3. Researchers conducted a double-blind placebo-controlled comprehensive study investigating the effects of hydrogen-water in healthy adults. **Their findings showed that the group who took 1.5 L of H₂-water for 4 weeks showed reduced cell death and inflammatory responses.**³

**To read more hydrogen studies,
scan the QR code!**



1. Mizuno, Kei1-,5; Sasaki, Akihiro T.1-,3,6; Ebisu, Kyoko1,3; Tajima, Kanako2,3; Kajimoto, Osami1,5; Nojima, Junzo7; Kuratsune, Hirohiko8; Hori, Hiroshi1-,3; Watanabe, Yasuyoshi M.D., Ph.D.1-,4,6,* Hydrogen-rich water for improvements of mood, anxiety, and autonomic nerve function in daily life. *Medical Gas Research* 7(4):p 247-255, Oct-Dec 2017. | DOI: 10.4103/2045-9912.222448
2. Toshio Mikami, Kohei Tano, Hosung Lee, Hyowon Lee, Jonghyuk Park, Fumiaki Ohta, Tyler W. LeBaron, and Shigeo Ohta. 2019. Drinking hydrogen water enhances endurance and relieves psychometric fatigue: a randomized, double-blind, placebo-controlled study. *Canadian Journal of Physiology and Pharmacology*. 97(9): 857-862. <https://doi.org/10.1139/cjpp-2019-0059>
3. Sim, M., Kim, CS., Shon, WJ. et al. Hydrogen-rich water reduces inflammatory responses and prevents apoptosis of peripheral blood cells in healthy adults: a randomized, double-blind, controlled trial. *Sci Rep* 10, 12130 (2020). <https://doi.org/10.1038/s41598-020-68930>

FREQUENTLY ASKED QUESTIONS

Doesn't water already have hydrogen in it?

The hydrogen in water is chemically bonded to oxygen, so in order to get the true benefits of molecular hydrogen, it needs to be separated from the oxygen and consumed in its gas form. This can be accomplished through the electrolysis process in the UltraLux Water Machine.

Can drinking too much UltraLux Water hurt me?

Excessive consumption of any water, including hydrogen water, may lead to over hydration, a condition where the body retains too much water, potentially disrupting electrolyte balance and causing symptoms such as bloating, nausea, and headache.

Can I cook with my hydrogen water?

Yes, you can cook with UltraLux Water, however, the hydrogen will not stay in the water during cooking but you will have purified RO water to cook with.

Can drinking too much UltraLux Water hurt me?

Excessive consumption of any water, including hydrogen water, may lead to over hydration, a condition where the body retains too much water, potentially disrupting electrolyte balance and causing symptoms such as bloating, nausea, and headache.

Will hydrogen water cure cancer or other diseases?

While some studies show that molecular hydrogen may have antioxidant and anti-inflammatory properties that could potentially be beneficial for certain health conditions, including cancer, the research is still in its early stages, and more evidence is needed. Consult your medical professional for more information. Consult your medical professional for more information.

Can I take medications with UltraLux Water?

UltraLux Water is perfectly safe for taking medications since it has a neutral pH.

Disclaimer: The information provided in this Health Guide is intended for informational purposes only and is not a substitute for professional medical advice, diagnosis, or medical treatment. Use the information in this guide responsibly, and seek professional medical guidance from your doctor if you have questions concerning your specific health concerns.

CONTACT FOR ASSISTANCE

Now that you know exactly how to operate and use your UltraLux Water Machine, it's time to take full advantage of the amazing benefits!

Feel free to reach out to our customer service team with any questions or concerns



✉ Support@ultraluxhealth.com 🗨 Live Chat : ultraluxhealth.com

☎ 385-360-9755 or Internationally Toll Free at: 855-479-4149

M-F 9:00am - 5:00pm MST



V 5.0